



Helping Quilters Achieve Their Dreams

Gammill®



Love what you do and do what you love

For many quilters, a longarm isn't just a hobby, it is their livelihood. Whether you are looking for additional income in retirement, want to stay home with your children, or wish to grow a successful business, you need a reliable longarm that will allow you to quilt efficiently. For Sharon Blackmore, her Gammill was a saving grace during a difficult time. When her husband lost his job in an economic downturn, it was her quilting business that kept their household running. Now, three years later, her clientele has grown so much that she has added a second machine and her husband has joined her in business.

Excellence in Every Detail

We know a longarm is an important long-term investment. At Gammill, we build machines to last not just years but for generations. Our standards of excellence begin at our factory in Missouri where each machine is hand-crafted and tested by our team of dedicated professionals with decades of experience. Through each step of production, our team is committed to creating a machine that will keep you quilting successfully for years to come.



Limited Lifetime Warranty

Gammill machines are built to last a lifetime, which is why we provide a warranty to match. All new Gammill machines come with a lifetime mechanical warranty against defective materials and/or workmanship, a three-year computer warranty, three-year electrical parts warranty, and a two-year in-shop labor warranty for household and commercial use. Visit Gammill.com/Warranty for complete details.



You deserve a durable and reliable longarm machine

Gammill customers are using machines that have been operating reliably for more than 35 years. Durability was one of the reasons Paul Statler chose the Gammill to place a computerized system on when he created the technology in the early 1990s. He made the first computerized machine for his wife. Quilter Kim Diamond saw the machine and wanted to buy that very one. Today, Kim (pictured above with Paul Statler) is a nationally known quilter, educator, and pattern designer and she is still quilting on that very same machine.

HAND-GUIDED QUILTING SYSTEM



“ I am so happy to finally own a Gammill Vision 2.0 18" longarm machine. I have been quilting for about seven years and am frankly a bit addicted! I was a little scared about the learning curve but have found my machine extremely easy to use. All my spare time is spent creating beautiful quilts to give to loved ones. Owning one has transformed what I am able to quilt on top. I used to hunch over my domestic machine and ache, (arms and back) trying to get the bulky material through the machine. This has made quilting a joy, it is exciting to work on each quilt with EASE.”

- Marnie Bryce, Gammill Owner

Vision 2.0 System

- Durable cast aluminum and steel machine head.
- All-steel, industrial-grade table.
- Gammill Breeze Track™, a state-of-the-art wheel and track system that allows you to guide the machine with only a light touch.
- Tablet to control hand-guided stitch functions.

Four Stitching Modes

Let the machine regulate your stitch length or keep your machine at a constant speed. The Vision 2.0 includes four standard stitching modes: stitch regulate, coast regulate (controls the stitch during faster movement and automatically switches to constant for micro work and smaller stitches), baste, and constant speed.

Customization

The Vision 2.0 handle bars feature four buttons, which you can program with a touch of the screen to have instant access to your favorite modes. Switch modes without having to pause your quilting to go back to the screen. Save your favorite stitch length and speed for easy access with two My Stitch presets.

Included Features

- Electronically controlled horizontal and vertical channel locks
- Front or rear laser
- Rear handles
- On-board bobbin winder
- Bobbin thread meter
- Time clock
- Stitch counter
- LED light fixture with black light
- Thread break sensor



Quilt by Eva Birch

Vision^{2.0} TM

Hand-Guided
Quilting System

Express your creativity



Quilt by Jodi Robinson

*Elevate*TM

Entry-Level
Computerization

Quickly place, edit, and quilt
edge-to-edge and block patterns.

Elevate System

- Durable cast aluminum and steel machine head.
- All-steel, industrial-grade table.
- Gammill Breeze Track
- Tablet and Elevate software
- More than 500 digital patterns
- CreativeStudio® in Stand Alone Mode


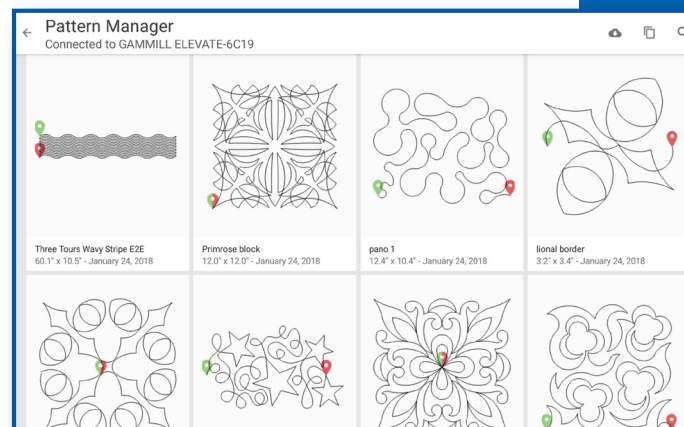
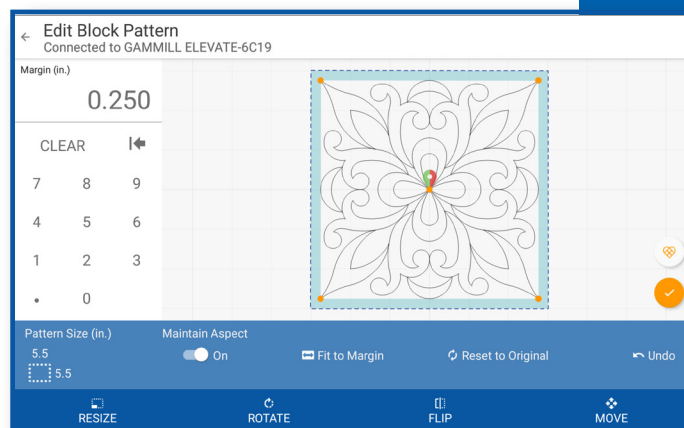
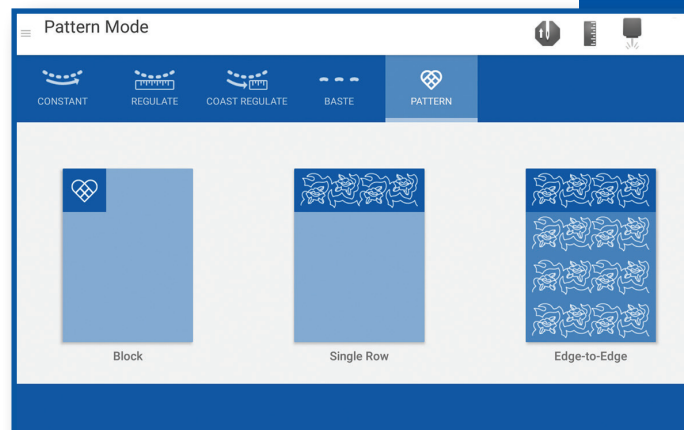
About the Elevate

Increase your productivity and expand your creative options with the Elevate.

Integrated pattern management allows you to browse, search, and tag patterns.

Place the pattern using the block, single row, or edge-to-edge quilting features.

Edit the pattern to adjust the margins, increase and decrease repeats and rows, and adjust the spacing between patterns. Use resize, re-position, nudge, auto-fit, rotate, delete, and flip to achieve your desired look. Simply hit start to **quilt** your perfect pattern. Switch between hand and computer-guided in a few seconds without losing your place. Use Gammill's CreativeStudio software in stand alone mode to edit or create new patterns that you can instantly sync to your Elevate.



“ I love my machine and I can't believe what a workhorse it is. I am amazed at the stitch quality and just at the smooth workings of this machine as it stitches out quilting designs.”

Mary-Kay C.
Gammill Owner

COMPUTERIZED QUILTING SYSTEM



Cathy Tullos began quilting in 2008 to carry on her mother's wish of creating a quilt for each of her siblings after her mother passed away. She was quickly bitten by the quilting bug and wanted a longarm machine of her own. She purchased a Gammill hand-guided machine in 2012 and began quilting for others part-time. With her Gammill, she had the confidence to grow her quilting business.

"In 2016, I took a leap of faith, left my secure 40 hours per week job, and started quilting full time. By 2018 I had over 100 clients and decided that I could manage payments for a 30" Gammill Statler. COVID hit and I kept an average of 60 quilts in waiting up until Christmas. This great machine helped me whip them out. I love love love love my Statler!"

Cathy Tullos, Love That Binds Quilting, Livingston, Texas

Statler System

- Durable cast aluminum and steel machine head.
- All-steel, industrial-grade table.
- Gammill Breeze Track
- CreativeStudio software and integrated pattern management
- More than 1,000 digital patterns
- Computer and monitor
- Power assist to easily move the machine head when hand-guiding
- Auto-restart for thread breaks or bobbin run-outs
- 360-degree channel locks

About the Statler

You want limitless possibilities to create beautiful works of art for yourself or your quilting clients. Find all the tools you need from the experts who created computerized quilting more than 25 years ago. Select from more than 1,000 included patterns, use the intuitive software to quilt edge-to-edge, or create a completely customized design. Then, watch as your Gammill places your stitches perfectly.

See page 13 for more
on CreativeStudio



Quilting by Christine Perrigo

Stattler®

Advanced
Computerization

Limitless possibilities to create
beautiful works of art.



Quilting by Cindy Carey

Statler
*Ascend*TM

Advanced
Computerization

The latest in speed and precision

Statler Ascend System

- Durable cast aluminum and steel machine head.
- All-steel, industrial-grade table.
- Gammill Breeze Track
- CreativeStudio software and integrated pattern management
- More than 1,000 digital patterns
- Computer and monitor
- Vivid Light System
- Upgraded Hardware and Software
- Power assist to easily move the machine head when hand-guiding
- Auto-restart for thread breaks or bobbin run-outs
- 360-degree channel locks

About the Ascend

Imagine completing more quilts than ever before. With upgraded hardware and software capabilities, the Ascend allows faster and more accurate stitching. With the Ascend, you can finish more quilts without having to purchase a second machine, giving you more revenue, more free time, more quilting fun, or more time to spend on your own quilting. Your time is valuable and so are your quilts. Stitch with greater speed and more precision with the new Statler Ascend.

Table Size and Spacing

The length of table you select will determine the maximum quilt width you can load onto your machine. The most important factors to consider when selecting a table size are the dimensions of your workspace and the size of the tops you plan to quilt. Gammill machines typically come with a 10 or 12-foot table. However, specialty sizes are available. A 12-foot table is our most popular size. With 122 to 123 inches of quilting space, this table will accommodate almost every quilt size. For comparison, a king-size quilt is approximately 100-inches wide.



Free Sizing Guide

The size of your machine head and the table it sits on can greatly impact the versatility of your quilting. Our free sizing guide can help you select the perfect machine so you have the proper tools for your quilts, space, and budget. Request your guide at Gammill.com/Guide.



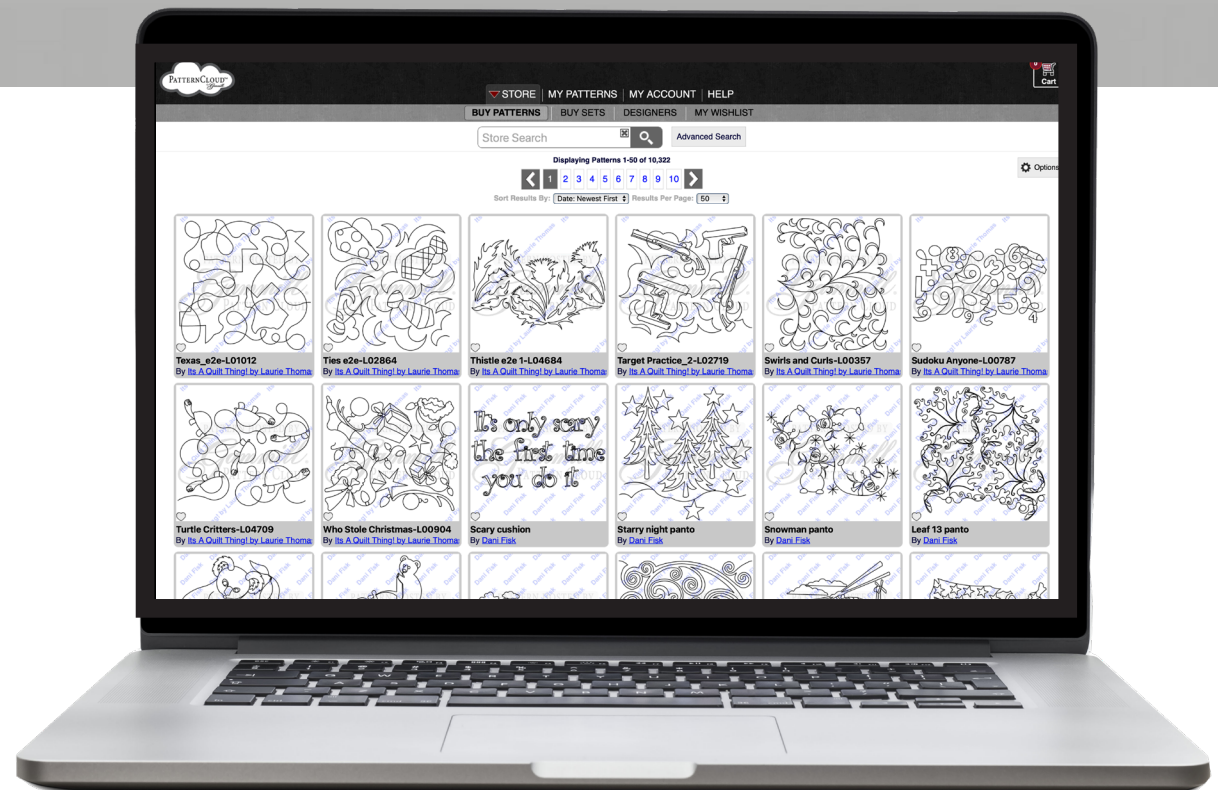
Free, Integrated Pattern Management

- Organize your patterns by designer, type, tags, and more.
- Maintain a secure backup of your pattern library.
- Browse, search, and purchase new patterns from designers.
- Access patterns from another location, such as your stand alone mode laptop.

Integrates with the Elevate, Statler, and Ascend quilting systems

With thousands and thousands of patterns available on the Internet, browsing, searching, buying, and organizing patterns can leave quilters in need of a simple management solution. Gammill's PatternCloud is a free service that integrates with both the Gammill Elevate and CreativeStudio software.

Visit PatternCloud.com to register for your free account and begin enjoying your pattern collection.





Statler and Statler Ascend Software

CreativeStudio is the ultimate tool for quilters. Enjoy the same software professionals use to design, place, edit, and customize patterns to stitch out on your Statler and Statler Ascend by Gammill. CreativeStudio gives you unlimited possibilities with amazing features including an intuitive design and integrated pattern management.

Free Software Upgrades

Intuitive Software Design

Integrated Pattern Management

Software Features:

- Organize and manage patterns with PatternCloud
- Make patterns elastic with nodes
- Sew continuous text
- Auto-fit a pattern to a boundary or block
- Repeat patterns across a row or quilt
- Arrange patterns around a point with circular array
- Combine patterns for continuous sewing
- Convert a pattern to boundary
- Draw arcs, lines, curves, and freehand
- Apply patterns along any shape
- Use trim to quilt around appliqué
- Stretch, rotate, flip, divide, center, nudge, and squeeze designs
- Echo a pattern to add depth
- Fill inside or outside a boundary
- Mirror a pattern in a specific location
- Cut, copy, and paste patterns
- Create point-to-point, edge-to-edge, block, border, corner, fill, and text patterns
- Record free-hand motions and save them to use again
- Load an image to plan a design or create a template
- Measure space with an interactive measuring function



Quilt by Karen Marchetti and Jodi Robinson

A Legacy of Love

You have beautiful quilt tops that you have worked hard to create but instead of covering your family in warmth, they are collecting dust in the closet. Imagine finishing these quilts and presenting them to your family. The warm hugs you receive and the pure joy on their faces will make each stitch worth the effort.

Investing in a Gammill will provide you the opportunity to give your loved ones a quilt you have created from beginning to end. Don't let that stack of unfinished tops grow or struggle to finish another quilt on a domestic or unreliable machine. Begin finishing your quilts and creating a legacy of love that will be treasured for generations.

“ I purchased my long arm in 1999. I have quilted hundreds of quilts for other quilters. Having a long arm has helped me financially over the years, helped me make new quilting friends during 2 moves, kept me busy and happy during the pandemic, and gave my grandchildren something to do together with me. My longarm machine is the only thing I ever purchased in my life that I did not need but just wanted. I have never regretted purchasing it.”

- L.M. Anthony

A Successful Quilting Business

Imagine yourself with a thriving quilting business. You will need an efficient and reliable longarm quilting machine that will help you complete your customer quilts on time as well as give you the best return on your investment. You deserve the security and peace of mind that comes with owning a quality machine that is built to last.

At Gammill, we are here to serve as guides to help you customize your longarm purchase, give you the training and support you need, and put you on the path to being the most confident quilter possible.

Your Journey to Being a Confident Quilter

Delivery and Setup

Do you worry about the daunting task of assembling your longarm quilting machine and learning to use it? With a Gammill, this is not a concern! Your Gammill technician will arrive with your machine and completely assemble it at your location. Once it is assembled, the technician will make sure it is stitching perfectly and you are ready to quilt.

New Owner Training

In new owner training, you will learn how your machine works and how to properly care for your system so that you can quilt confidently.

Continuing Education

Have the resources to achieve all your quilting dreams. Whether you want to create award-winning quilts, learn new techniques to make your quilts shine, or refresh your basic quilting skills, Gammill offers several ongoing education opportunities to assist you with your goals. This includes online classes that can be accessed at any time, in-person classes and retreats, quilting cruises, one-on-one educator consults, and more.

Community

As part of the Gammill family, you'll have access to a network of support that spans the globe. Our free Owner's Portal video library contains more than 500 tutorials, help, and project videos with new materials released each week. Plus, you will be a part of our robust online community including Facebook groups and social media. Imagine being part of a community that guides you through the longarm buying purchase and supports you in being the most confident quilter possible.

Support

If you ever need assistance, we are just a phone call away. As a Gammill owner, you also have access to the online Owner's Portal machine support library, technical support phone line and online chat, local technician support, and service calls. You are not alone in the process. Find the support and assistance you need to be a confident quilter with Gammill.

PERSONAL TOUCHES



Overhead Light Bar
Provides overall lighting



TOWA Gauge
Use to check your bobbin tension



Soft Touch Switches*
*Included with New Machines



Swivel Casters
Easily move your machine



Hydraulic Height Adjustment
Easily adjust table height



Ruler Base
Use for ruler work



Panto Drive Handles
Have a clear view while quilting from the back



Micro Handles
Use for micro stippling



Quilt Clips
Control and adjust the layers of fabric on frame



Horizontal Spool Holder
For small thread spools



Includes: Includes Professional Bobbin Winder, maintenance kit, 10 "M" style bobbins, quart of oil, magnetic pin dish, TOWA gauge, four packs of needles, seven spools Omni thread, three spools Omni V thread, and 1 roll of 80/20 batting.

Start-Up Package
Longarm start up tools and accessories



Includes: 1 each of the Towa Bobbin Case, Bobbin Winder O'Ring Large, Needle Set Screw, Check Spring Assembly Complete, Cone Spring for Rotary Check Spring Assembly, Cone Spring for Intermittent Tension, and Three Hole Thread Guide. In addition, there are 2 each of the Anti-Backlash Spring Circle, Anti-Backlash Spring Football, Thread Guide (Slip on) and Encoder O'Ring.

Maintenance Kit
Minor replacement parts and accessories

Selecting Accessories

What our quilting experts say are their "must haves"



"Zippered leaders are essential so you can take your quilt off easily if an unexpected project comes along. Or, you can baste your quilt top on your leaders at your domestic machine."

- Eva Birch

Zippered Leaders
Change quilts quickly

"All quilters should consider a Professional Bobbin Winder. It saves time and, more importantly, gives you quality bobbins, which are essential for quality stitches. The bobbin winder fills bobbins fast, precisely, and quietly."

- Karen
Farnsworth



Professional Bobbin Winder
Quickly and consistently wind bobbins

Machine Financing Options

Gammill and its financial partners offer several options to assist you in financing your equipment purchase. These plans that preserve cash, ask only for the Gammill machine as collateral, are available to residents of the contiguous 48 states and Alaska, have minimal up-front costs; and include the financing of tax, delivery, set-up, and training. Learn more and complete an online application at Gammill.com/financing.




"Hands-down, I couldn't live without the Vivid Light System. There are zero shadows and it places bright light exactly where you need it!"

- Karen Marchetti


Vivid Lighting System
Light Up Your Quilting

18



18" of throat space
 13.25" of quilting area
 Available as a Vision 2.0 or Elevate. Comes on your choice of a 10- or 12-foot Home-Pro Table.

22



22" of throat space
 16.5" of quilting area
 Available as a Vision 2.0, Elevate, Statler or Ascend. Comes on a 12-foot Pivotal Access Table

26



26" of throat space
 20" of quilting area
 Available as a Vision 2.0, Elevate, Statler or Ascend. Comes on a 12-foot Pivotal Access Table

30



30" of throat space
 23.4" of quilting area
 Available as a Vision 2.0, Elevate, Statler or Ascend. Comes on a 12-foot Pivotal Access Table



Joining the Gammill Family

We know how important it is to select a longarm that will help you on your journey to becoming a confident quilter. A quality machine will provide you the opportunity to finish beautiful quilts. We make the longarm selection process as simple as possible and guide you through each step so that you are ready to begin quilting with confidence.

Visit: Gammill.com/build-your-machine to customize your machine. A Gammill representative will be in contact with you to assist with personalizing your machine selection and answer any questions you might have about financing or delivery.

A Gammill team member will deliver your machine and provide you with the guidance, training, and education you need to help achieve your quilting goals. We look forward to welcoming you to the Gammill family.

Approach Foot System

Adapter Kit with Ruler Foot



For use with
1/4" rulers and
templates.

Spoon Foot



No need to worry
about damaging
your quilt when
using lofty or
bulky material.
This foot allows
you to glide
quickly over
applique, batting,
and more.

Couching Foot



Add a decorative
touch to your
quilting. Use with
yarn, cording,
embroidery
thread, etc.

Trapunto Foot



Perfect for
appliqué or
trapunto work.

Open Toe Foot



Allows viewing
of the needle in
motion. Great for
precision work
such as outlines or
stitch in the ditch.

GAMMILL.COM



rivercitysewing.com.au

7/308 New Cleveland Road
Tingalpa Q 4173

(07) 3393 5575